


MAGIC STORY STARTER

STEP 1




Start with a square of paper.

STEP 2



Fold each side in half, creating a crease down the middle vertically and horizontally.

STEP 3



Fold each corner in to meet the middle.

STEP 4



Turn the paper over and fold in each corner again to meet in the middle.


STEP 5

On the side with four small undivided squares, write a story opening like *"Once upon a time,"* or *"Far, far away."*

STEP 7

Open all the flaps to reveal more triangles. Under each flap, write an action like, *"who flew to the moon,"* or *"who loved to eat bananas."*

STEP 8



Close the flaps, place thumbs and pointer fingers in slots under the story openings and form into a puppet-like thing

STEP 6

Turn paper over. In each of the eight triangles write numbers 1-8 at the top, then introduce a main story character, like *"there was a stinky cat,"* or *"there lived a mean goat."*

NEED SOME HELP? You can make a story starter along with Miss Emmy! Just visit BrownCountyLibrary.info/storytime-online and you will find the Magic Story Starter and lots of other fun videos!

HOW TO PLAY:

With thumbs and fingers inside the story starter, ask a friend to choose a color. Whichever color they choose will be the story opener.

Next, spell out the color while alternating opening and closing the story starter. Wherever you land, look inside and ask your friend to choose one of the numbers on the flaps you see.

Count out the number while alternating the story starter again. Whichever number they choose will be your main character.

Next, count out the number while alternating the story starter again. Once stopped, open the story starter and ask friend for one more number, one that is on the inside flaps. Whatever number they choose will determine the next part of the story.

Open up the flap with the number they chose and read what is underneath. You should now have a story opener, a main character, and an action. Now you can use your imagination to come up with the rest of the story!